


# EQUESTRIAN EVENT RISK MANAGEMENT GUIDELINES




As an organisation you have a Duty of Care to provide an environment which is safe and free of risk of injury as far as reasonably possible when inviting people to participate in your organised activities. The key to Risk Management is being able to identify the risks associated with your particular activities and being able to assess the likelihood of them causing a problem. Once the risk has been identified, and the likelihood of it causing a problem has been ascertained, you can go on to control the risk through minimisation, management or removal. As no two events are the same, completing the Event Checklist prior to every event will help you identify any problem areas. The below diagram provides a general summary and examples:


## YOUR ACTIVITIES



IDENTIFICATION OF RISKS	
HORSES	Loose horse Horses spooking Riders falling
HUMAN	Participants Spectators Volunteers Officials Organisers
TECHNICAL	Mechanical Equipment Appliances Utilities
NATURAL	Location Site area
ENVIRONMENTAL	Weather Ground condition



MEASUREMENT OF RISKS	
LOW	Weather
MEDIUM	Noise levels and disruption to local community.
HIGH	Crowds of people interacting closely with horses and vehicles.
VERY HIGH	Falls from horses.



CONTROL OF RISKS	
AVOIDANCE	Thorough training of volunteers. Separate car parking, pedestrian and riding zones. Imposing restrictions for very young horses and stallions.
REDUCTION	Request all competitors wear appropriate safety equipment. Ensure adequate signage is available to all. Ask competitors to sign waivers. High levels of communication.
RISK TRANSFER	Catering outsourced. Insurance.
ACCEPTANCE	First aid stations clearly marked and appropriately manned. Easy access to the ground for Emergency vehicles.